



*Versatile, really robust
and definitely reliable*

- HVAC systems
- Water transfer applications
- Industrial water applications
- Municipal overhead tank applications

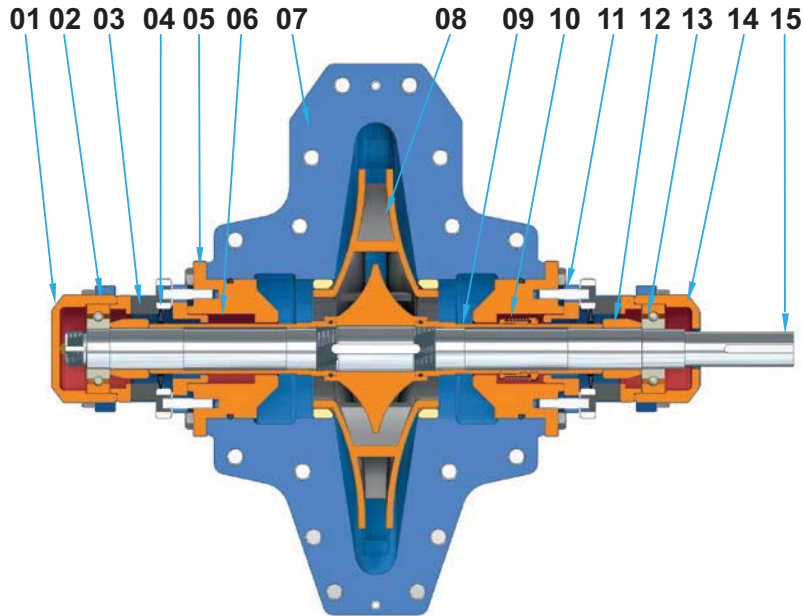
Flow rate upto 800 m³/hr
Maximum head 100 m

Impeller MOC available with
bronze, stainless steel 304/316
Variable mechanical seal options
available Compatible with VFD




Horizontal Split Casing Pumps

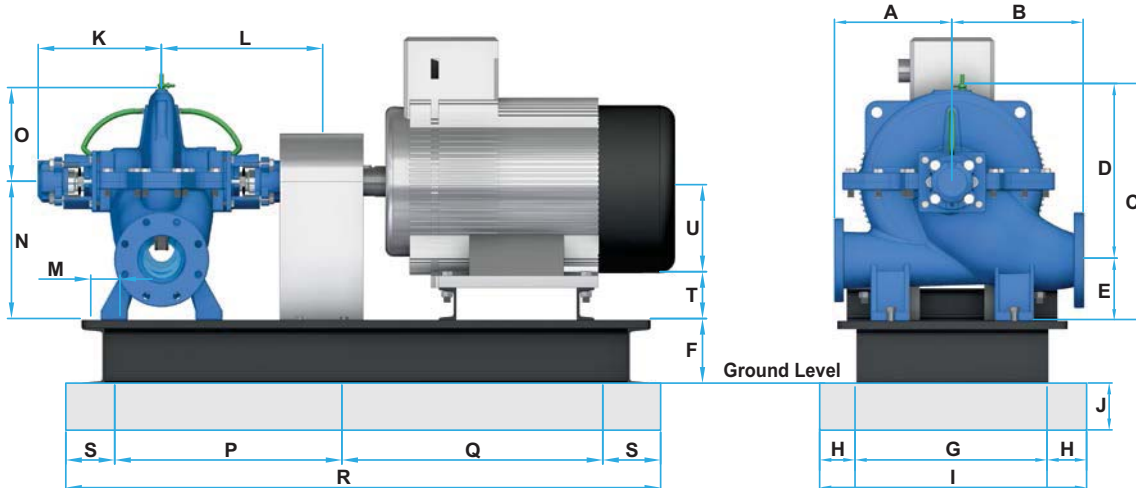
Cross Section



NO.	DESCRIPTION	MATERIAL
01	BOTTOM BRG. COVER	C.I. IS-210 FG-260
02	BALL BEARING	FAG. (GREASE LUB.)
03	OIL SEAL	NI. RUBBER
04	RUBBER DEFLECTOR	NI. RUBBER
05	STUFFING BOX	C.I. IS-210 FG-260
06	MECH. SEAL	SIC / SIC
07	PUMP CASING	C.I. IS-210 FG-260
08	IMPELLER	C.I. IS-210 FG-260
09	SLEEVE	S.S. 410
10	MECH. SEAL	SIC / SIC
11	SEAL COVER	C.I. IS-210 FG-260
12	DISTANCE PIECE	C.I.
13	BALL BEARING	FAG. (GREASE LUB.)
14	UPPER BRG. COVER	C.I. IS-210 FG-260
15	PUMP SHAFT	S.S. 410
#	FASTENER	S.S. 304
Note: M.O.C. SHOWING MAJOR PARTS ONLY		



GA Drawing



1450 RPM

All Dimension are in mm

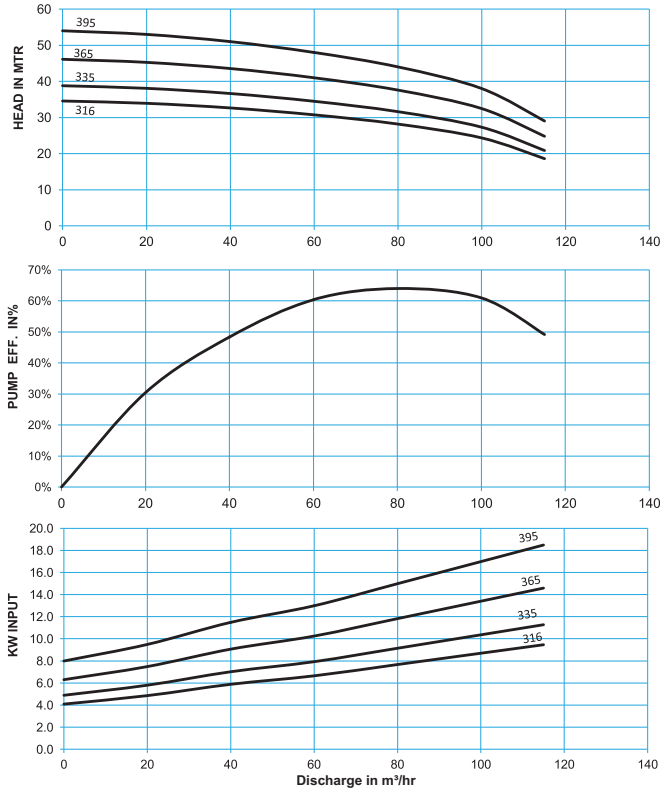
MODEL	HP	MOTOR FRAME SIZE	SUC. SIZE	DEL. SIZE	A	B	C	D	E	F	G	H	I	J	K	L	M	N	O	P	Q	R	S	T	U
MBH H 65-80-316	12.5	160M	80	65	278	322	583	443	140	100	450	350	1160	450	322	370.5	171	300	268	613	613	1926	350	155	160
MBH H 65-80-335	15	160M	80	65	278	322	583	443	140	100	450	350	1160	450	322	370.5	171	300	268	613	613	1926	350	155	160
MBH H 65-80-365	20	160L	80	65	278	322	583	443	140	100	450	350	1160	450	322	370.5	171	300	268	635	635	1970	350	155	160
MBH H 65-80-395	25	180M	80	65	278	322	578	443	135	100	450	350	1160	450	322	370.5	171	300	268	646	646	1992	350	130	180
MBH H 80-100-310	20	160L	100	80	285	340	600	450	150	100	500	350	1200	450	322	370	159	325	274	613.5	613.5	1927	350	165	160
MBH H 80-100-320	20	160L	100	80	285	340	600	450	150	100	500	350	1200	450	322	370	159	325	274	613.5	613.5	1927	350	165	160
MBH H 80-100-350	25	180M	100	80	285	340	600	450	127	125	515	350	1215	450	322	370	159	330	274	643.5	643.5	1987	350	150	180
MBH H 80-100-370	30	180L	100	80	285	340	600	450	127	125	515	350	1215	450	322	370	159	330	274	624.5	624.5	1949	350	150	180
MBH M 100-150-260	15	160M	150	100	310	232	564	404	160	100	360	350	1060	450	321	480	201	320	244	583	583	1866	350	160	160
MBH M 100-150-275	20	160L	150	100	310	232	564	404	160	100	360	350	1060	450	321	480	201	320	244	605	605	1910	350	160	160
MBH M 100-150-290	20	160L	150	100	310	232	564	404	160	100	360	350	1060	450	321	480	201	320	244	605	605	1910	350	160	160
MBH M 100-150-302	25	180M	150	100	310	232	574	404	170	125	350	350	1050	450	321	480	201	330	244	616	616	1932	350	150	180
MBH H 100-150-305	30	180L	150	100	300	400	670	500	170	125	465	350	1165	450	386	480	202	380	290	732	732	2164	350	200	180
MBH H 100-150-330	40	200L	150	100	300	400	665	500	165	125	465	350	1165	450	386	480	202	375	290	766	766	2232	350	175	200
MBH H 100-150-360	50	225S	150	100	300	400	670	500	170	125	465	350	1165	450	386	480	202	380	290	826	826	2352	350	195	225
MBH M 125-150-250	20	160L	150	125	292	320	603	424	179	100	450	350	1150	450	318	374	114	350	238	621	621	1542	350	205	160
MBH M 125-150-260	20	160L	150	125	292	320	603	424	179	100	450	350	1150	450	318	374	114	350	238	621	621	1542	350	205	160
MBH M 125-150-275	25	180M	150	125	292	320	608	424	184	125	450	350	1150	450	318	374	114	350	238	632	632	1564	350	190	180
MBH M 125-150-290	30	180L	150	125	292	320	608	424	184	125	450	350	1150	450	318	374	114	350	238	651	651	1602	350	190	180
MBH H 125-150-320	40	200L	150	125	300	350	653	500	153	125	522	350	1222	450	385	480	200	375	277	755.5	755.5	2211	350	175	200
MBH H 125-150-340	50	225S	150	125	300	350	703	500	203	125	522	350	1222	450	385	480	200	360	277	800	800	2300	350	200	225
MBH H 125-150-360	60	225M	150	125	300	350	703	500	203	150	522	350	1222	450	385	480	200	360	277	800	800	2300	350	200	225
MBH H 125-150-380	75	250M	150	125	300	350	703	500	203	150	522	350	1222	450	385	480	200	360	277	841	841	2382	350	175	250
MBH HH 125-150-410	75	250M	150	125	339	372	720	536	184	150	520	350	1220	450	325	421	121	405	295	714	714	1728	350	175	250
MBH M 150-200-245	25	180M	200	150	319	371	738	524	214	125	460	350	1160	450	405	500	118	440	283	733	733	1766	350	275	180
MBH M 150-200-260	25	180M	200	150	319	371	738	524	214	125	460	350	1160	450	405	500	118	440	283	733	733	1766	350	275	180
MBH M 150-200-280	30	180L	200	150	319	371	738	524	214	125	460	350	1160	450	405	500	118	440	283	767	767	1834	350	275	180
MBH M 150-200-302	40	200L	200	150	319	371	748	524	224	125	460	350	1160	450	405	500	118	440	283	697	697	1694	350	265	200
MBH H 150-200-300	40	200L	200	150	310	410	680	500	180	125	480	350	1180	450	392	480	187	400	290	768.5	768.5	2237	350	200	200
MBH H 150-200-325	60	225M	200	150	310	410	680	500	180	150	530	350	1230	450	392	480	187	400	290	813.5	813.5	2327	350	175	225
MBH H 150-200-350	75	250M	200	150	310	410	680	500	180	150	600	350	1300	450	392	480	187	400	290	853.5	853.5	2407	350	150	250
MBH H 150-200-375	100	280S	200	150	310	410	680	500	180	150	670	350	1370	450	392	480	187	405	290	908.5	908.5	2517	350	125	280
MBH M 200-200-310	50	225S	200	200	350	480	730	530	200	125	605	350	1305	450	424	515	158	425	310	928	928	2526	350	200	225
MBH M 200-200-330	60	225M	200	200	350	480	730	530	200	150	605	350	1305	450	424	515	158	425	310	928	928	2526	350	200	225
MBH M 200-200-355	75	250M	200	200	350	480	730	530	200	150	605	350	1305	450	424	515	158	425	310	886.5	886.5	2473	350	175	250
MBH H 200-200-350	75	250M	200	200	350	480	730	530	200	150	605	350	1305	450	424	515	158	450	310	886.5	886.5	2473	350	200	250
MBH H 200-200-378	100	280S	200	200	350	480	725	530	195	150	605	350	1305	450	424	515	158	420	310	941.5	941.5	2583	350	140	280



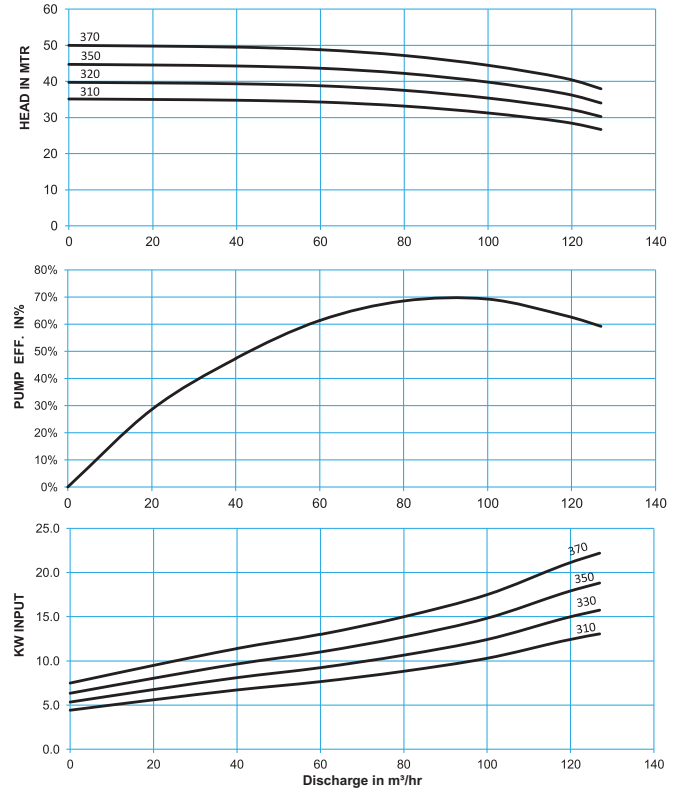
Horizontal Split Casing Pumps

Performance Curves • 1450 RPM

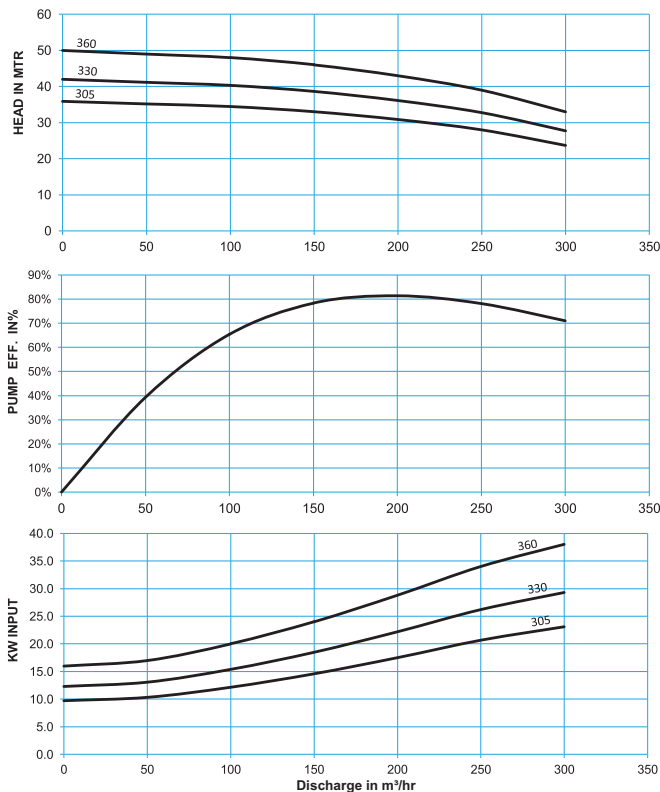
Model : MBH-H-65-80



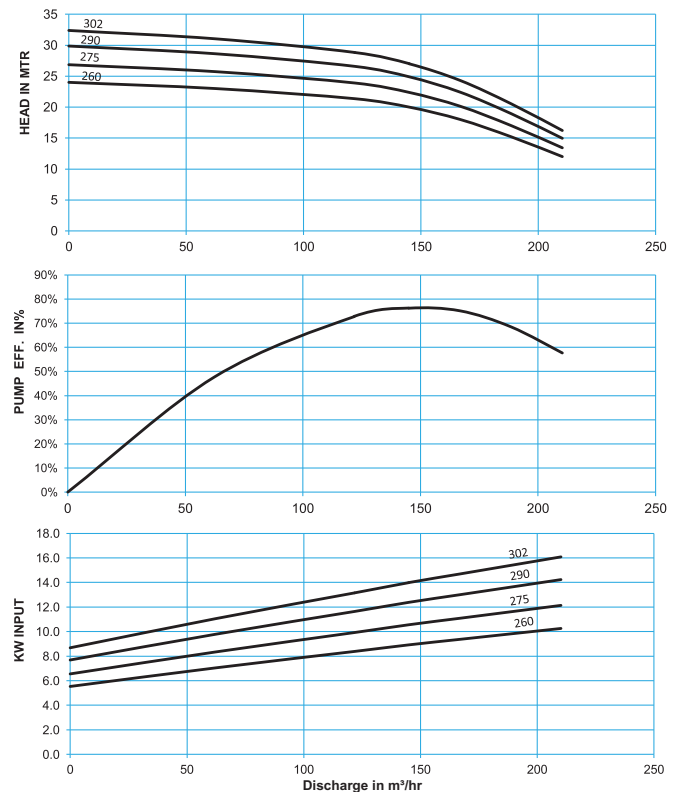
Model : MBH-H-80-100



Model : MBH-H-100-150



Model : MBH-M-100-150

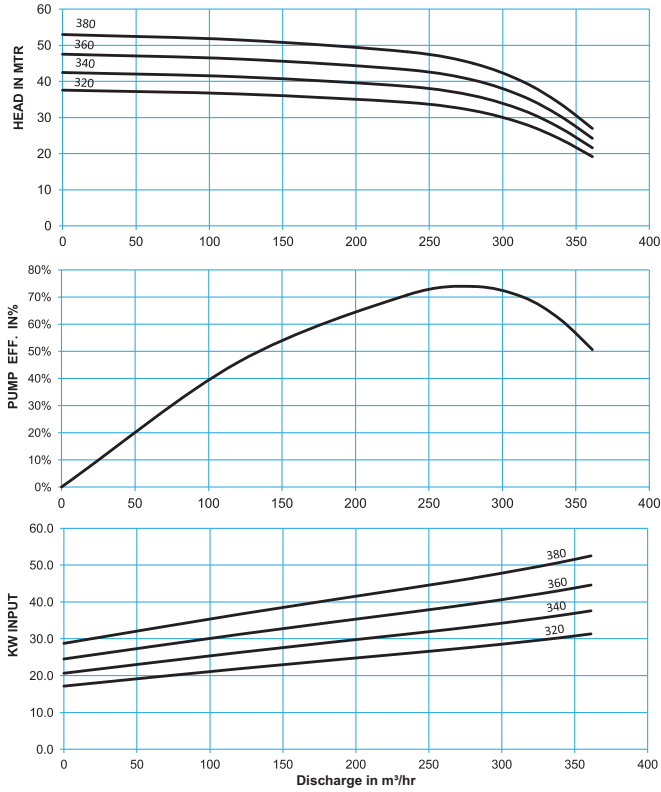




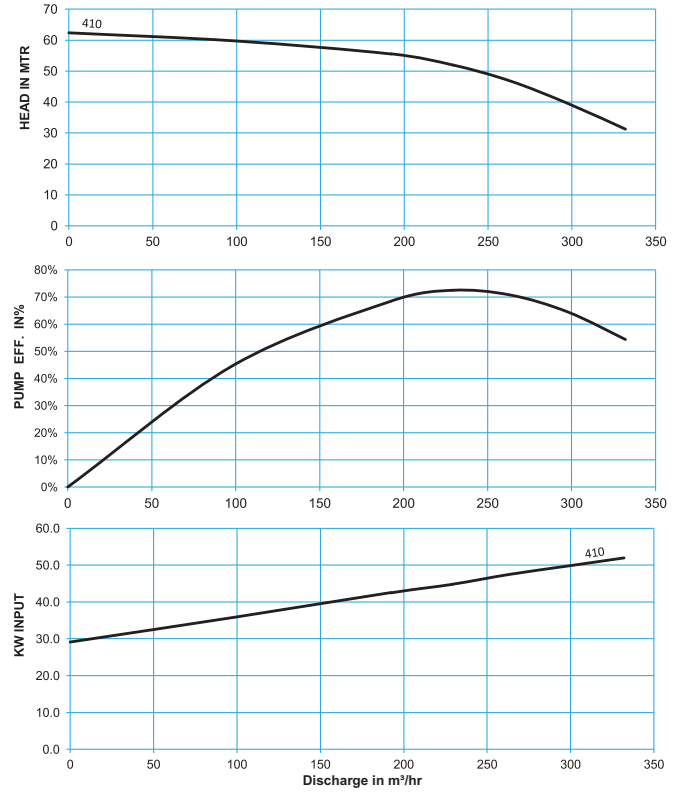
Horizontal Split Casing Pumps

Performance Curves • 1450 RPM

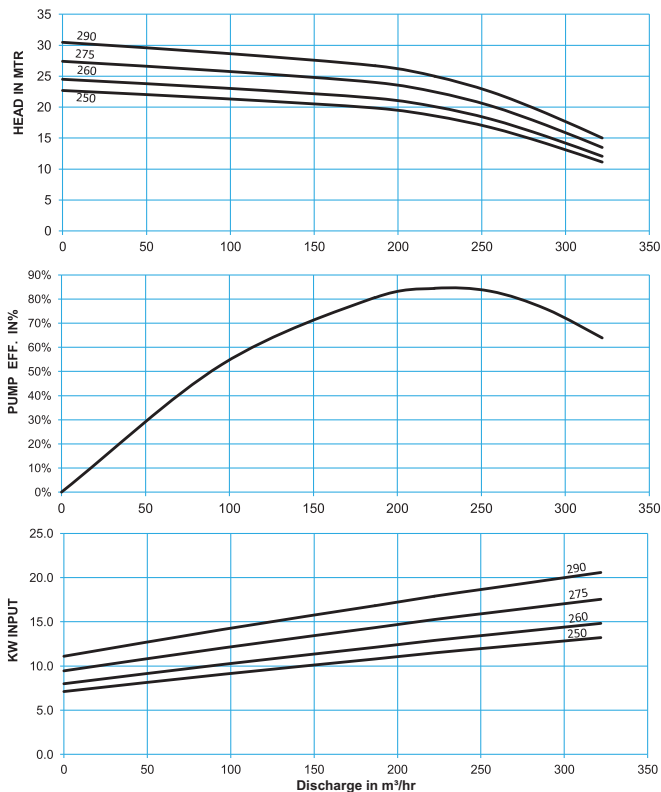
Model : MBH-H-125-150



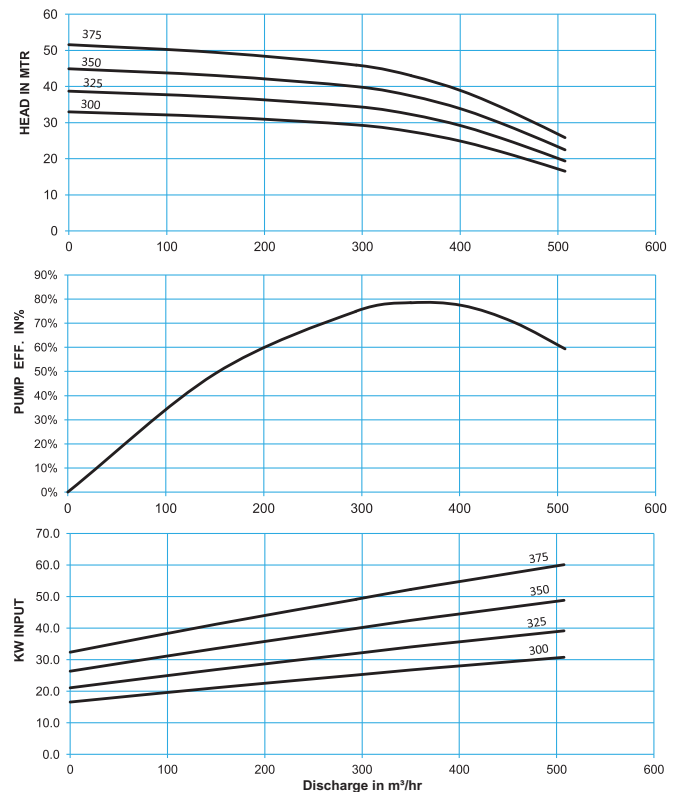
Model : MBH-HH-125-150



Model : MBH-M-125-150



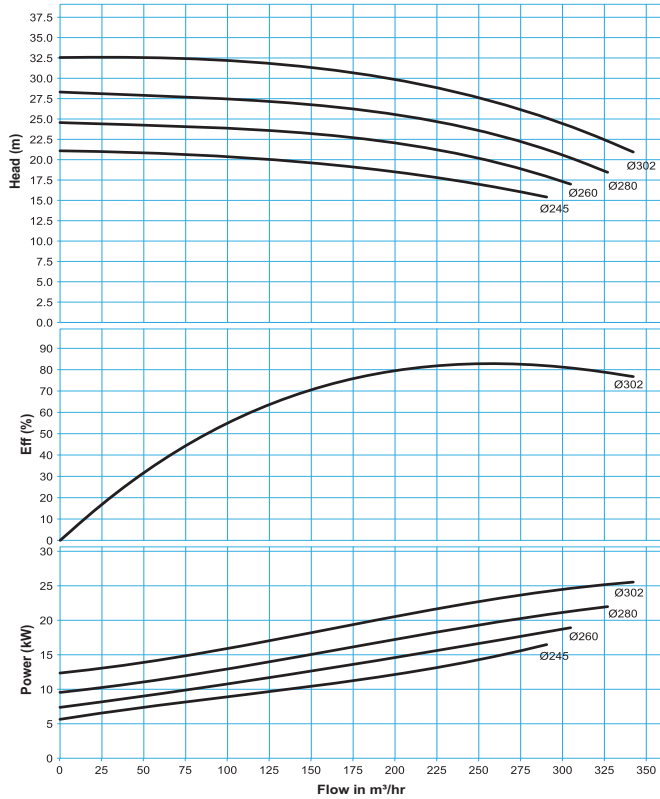
Model : MBH-H-150-200



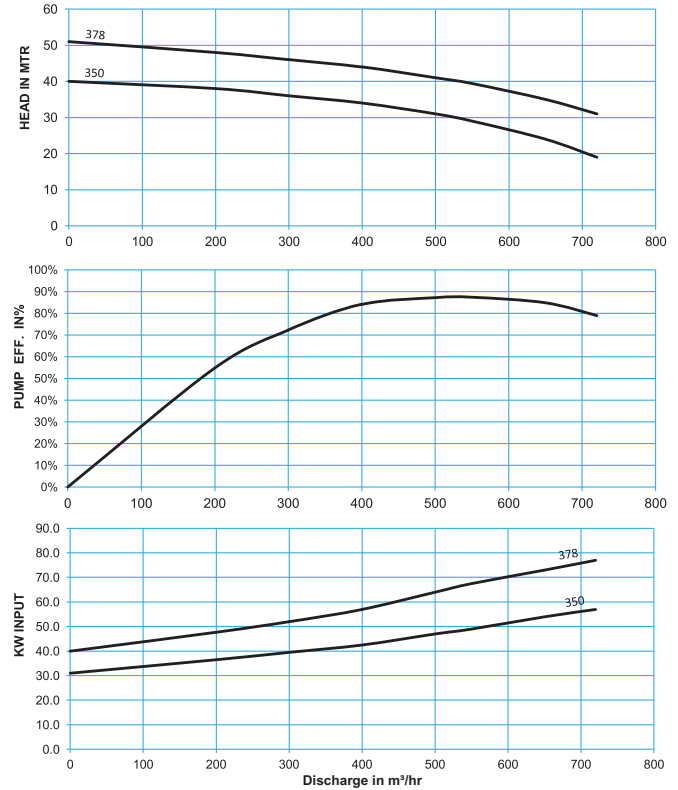
Horizontal Split Casing Pumps

Performance Curves • 1450 RPM

Model : MBH-M-150-200



Model : MBH-H-200-200



Model : MBH-M-200-200

